

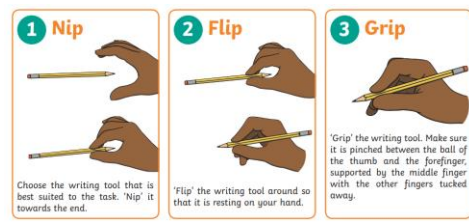
Handwriting at Carr Manor Community School

At Carr Manor Community School, we believe in the importance of clear and neat presentation in order to communicate effectively.

Children must be able to write with fluency, speed and legibility. Cursive handwriting teaches pupils to join letters and words as a series of flowing movements and patterns. The development of this fluid style when mastered allows children to apply their energy into the content of their writing as opposed to the formation of the letters themselves.

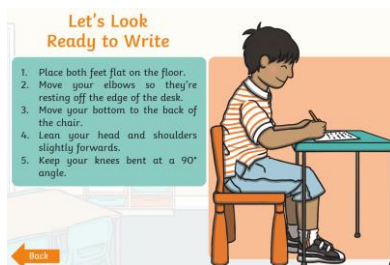
Pencil grip:

Children are taught to use a tripod pencil grip, where the pencil is gripped between the index finger and the thumb. The middle finger is then used to support the underside of the pencil as shown below.



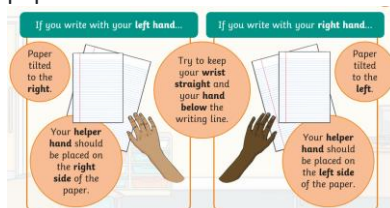
Posture:

Children are taught to adopt the correct posture when writing:



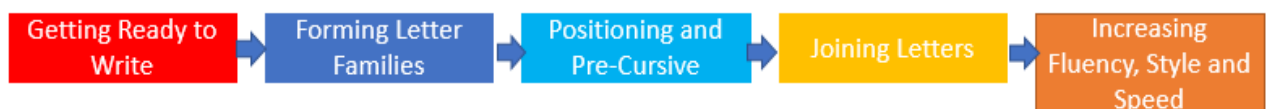
Placement:

Children are taught to use correct paper placement to help them move the writing hand across the page with ease. Paper placement is different for left and right-handed children, so that it fits the natural arc of the forearm. Children who slant their papers properly can write faster because the arm moves naturally with the paper.



Progression in Handwriting

We have dedicated handwriting time relative to the children's age and stage. This follows the Twinkl Handwriting Scheme.



Y1- Forming Letter Families-Pupils continuing their print formation focussing on forming letter families.

Y2- Positioning and Pre-Cursive- Pupils will begin using pre-cursive lead ins and lead outs focussing on the size and positioning of letters.

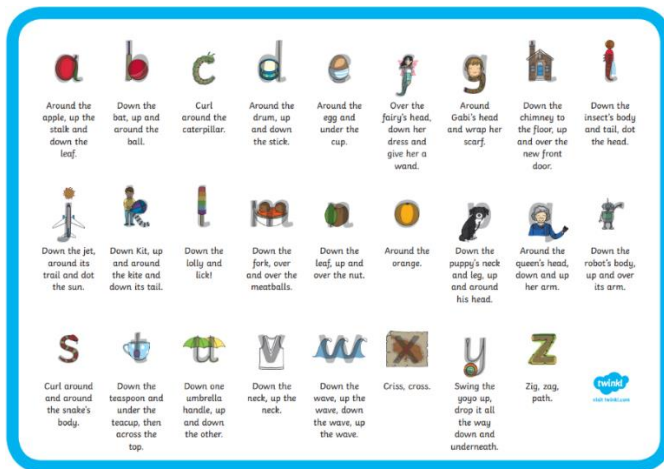
LKS2- Joining Letters- Pupils will be taught to join letters using continuous cursive.

UKS2- Increasing Fluency, Style and Speed- Pupils will refine their handwriting, developing legibility and stamina.

Mnemonics


Letter formation is explicitly taught using Mantras. In EYFS and Y1 these Mantras are used to support the children forming the letters. Errors in pencil grip and letter formation will be immediately addressed, modelled and corrected.

EYFS and Y1



Y2-Y6

Continuous Cursive Mantra Y2-6



Handwriting Pens

In EYFS and KS1, children write in pencil.

In LKS2, children begin the transition to writing in pen.

In UKS2, children will write in pen.